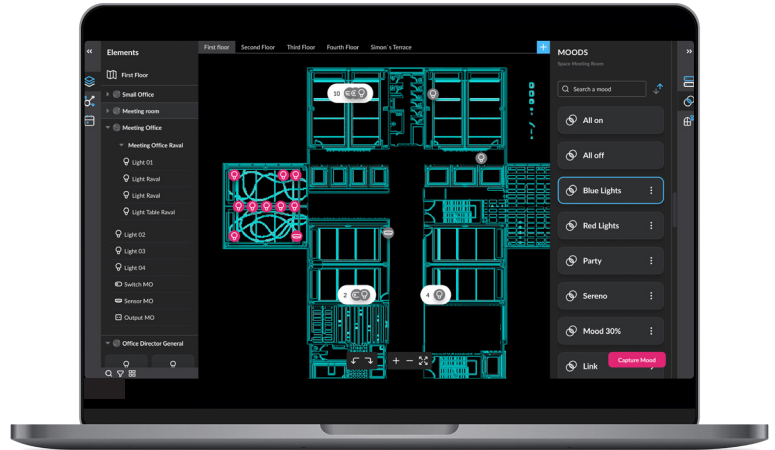


ProtoPixel Project Tool Software Suite

Overview

Design and setup your lighting projects with our Project Tool. Orchestrate multiple technologies from a single tool simplifying your workflow. Upload your CAD file into the tool and simply locate and manage luminaries at the floor plan.

- Collaborative work among all the participants in a project.
- Multiprotocol: DALI, DALI DT8, DALI2, DMX*, SPI*, Artnet* (*using PPX Create)
- Floor plan with *.dxf file.
- API available in local mode
- Unlimited number of Moods, Spaces, and Floor Plans.



Features

- Autodiscovery
- Floor plan
- Spaces
- Moods
- Elements control
- Behaviours: Keypads, Presence Sensors
- Scheduler
- Constant Light Control

Where to Download

Download at [MyProtoPixel](https://www.protopixel.io).

Resources

You can find more resources at our [Zendesk Help Center](https://help.protopixel.io)

What You Need

– ProtoPixel Node with last version of software installed (23.7 or later)

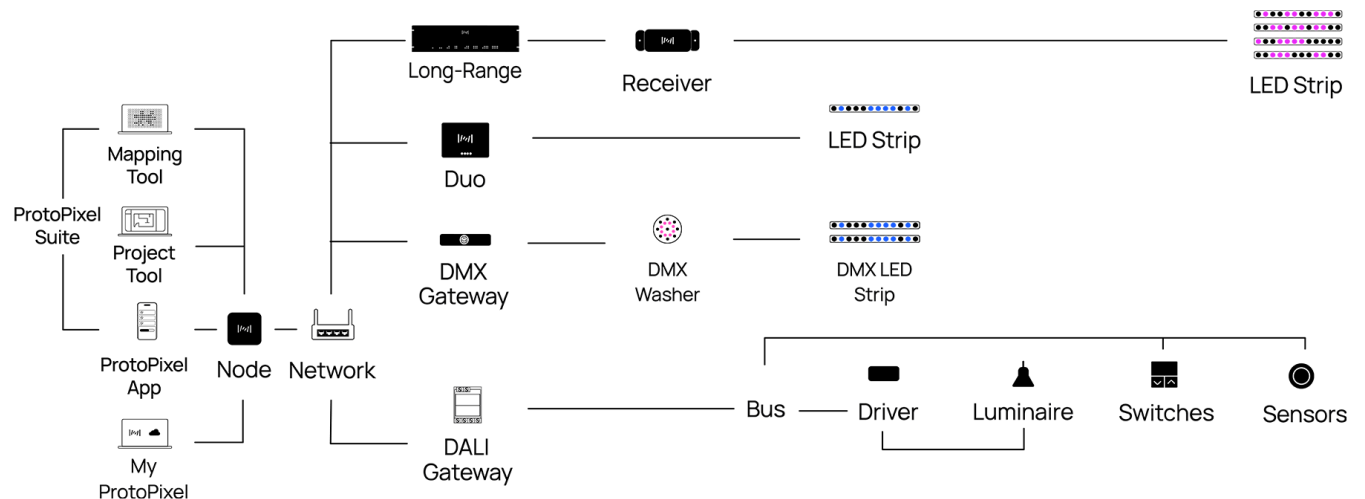
OS:

- macOS High Sierra 10.13 or later
- Windows 8 or later

System Requirements

- 8GB of RAM or more
- 64bit capable processor

System Architecture



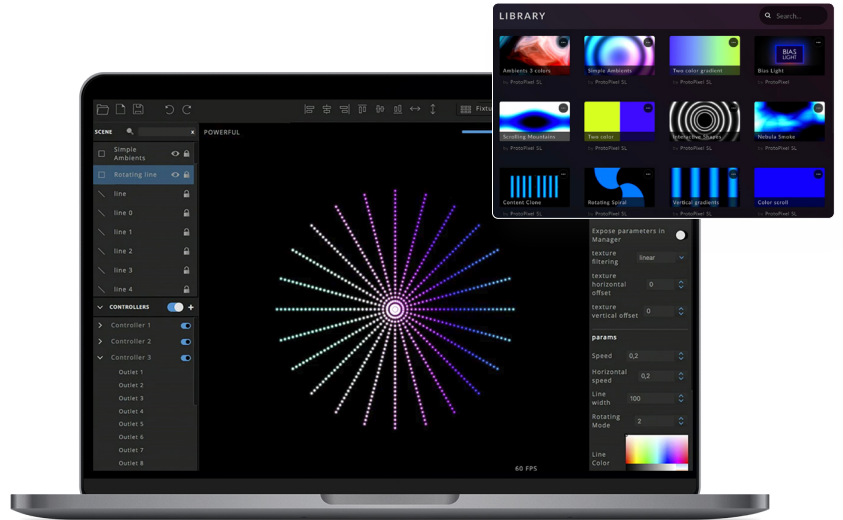
ProtoPixel Mapping Tool Software Suite

Overview

Design functional and emotional moods for your spaces. ProtoPixel Mapping Tool gives you all the power of high-level lighting software with all the benefits of a short learning curve.

Features

- Offsite & Onsite mode (any device is needed to start a project)
- Content Library ready to be used
- Compatible with ProtoPixel Controllers as well as Art-Net.
- Lighting Content Preview
- Offline Backup



System Requirements

4GB of RAM or more

OS:

- macOS High Sierra 10.13 or later
- Windows 8 or later

Where to Download

Download at [MyProtoPixel](https://www.protopixel.com).

Resources

You can find more resources at our [Zendesk Help Center](https://support.protopixel.com)

What You Need

ProtoPixel Node Controller

System Architecture

